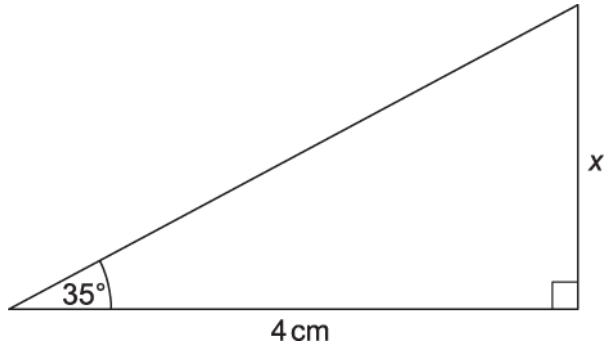


1. The diagram shows a right-angled triangle.

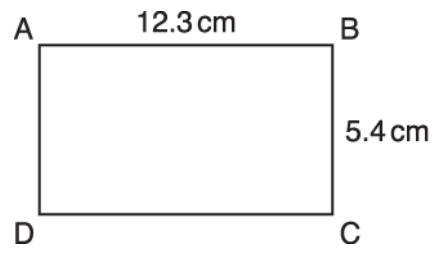


**Not to scale**

Calculate  $x$ .

..... cm [3]

2. ABCD is a rectangle.



**Not to scale**

Calculate the length of a diagonal.

----- cm

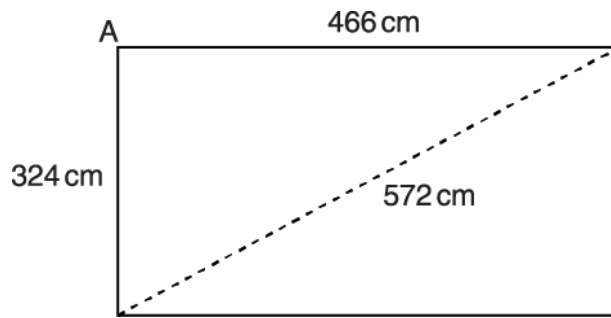
[3]

3(a). Catherine is designing a new kitchen.

She wants to find out whether the walls meet at an angle of  $90^\circ$ .

She measures two walls and a diagonal across the kitchen floor.

This diagram of the floor shows her measurements.



**Not to scale**

Use the wall measurements to calculate what the length of the diagonal should be if angle  $A = 90^\circ$ .

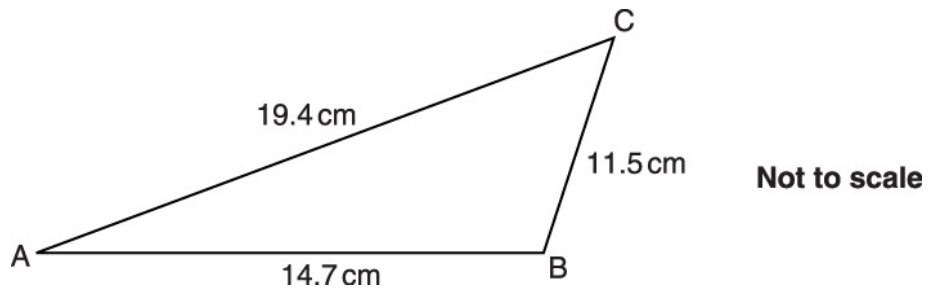
..... cm [3]

(b). Use your result for the length of the diagonal to decide whether angle  $A$  is equal to  $90^\circ$ , less than  $90^\circ$  or more than  $90^\circ$ . Show how you decide.

Angle  $A$  is .....  $90^\circ$  because .....

..... [1]

4. The diagram shows a triangle ABC.  
AB = 14.7 cm, BC = 11.5 cm and AC = 19.4 cm.

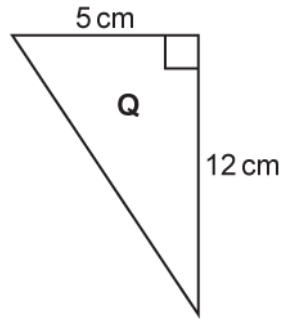
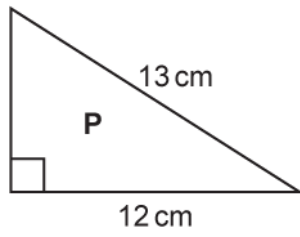


Show that triangle ABC is not a right-angled triangle.

[3]



5(a). Triangles P and Q are right-angled.



**Not to scale**

Show that the two shorter sides in triangle P have the same lengths as the two shorter sides in triangle Q. [3]



(b). Explain why the two triangles are congruent.

-----

----- [1]

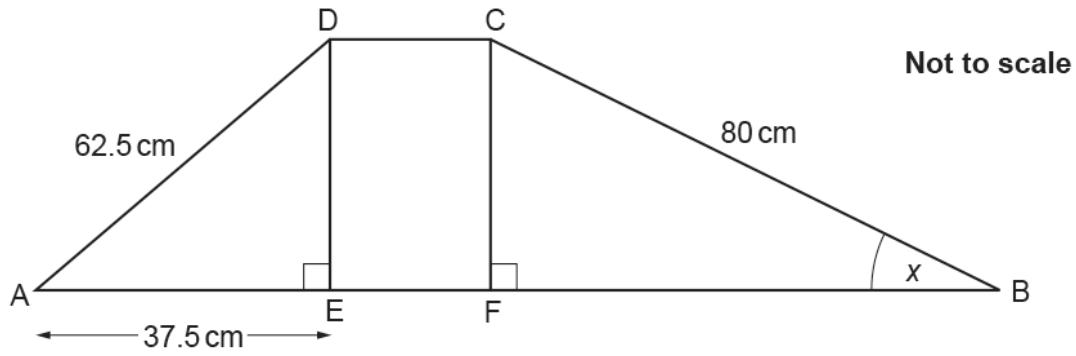


6. In the diagram below, ABCD is a trapezium.

Length AE is 37.5 cm.

DE = CF

Find the value of angle  $x$ .



$x = \text{-----}^\circ$  [6]



7(a). The angles in a triangle are in the ratio 1 : 2 : 3.

Show that the triangle is a right-angled triangle.

[2]



(b). The hypotenuse of the triangle is 15 cm long.

Calculate the length of the shortest side in the triangle.

----- cm [4]

END OF QUESTION PAPER

Question			Answer/Indicative content	Marks	Part marks and guidance	
1			2.8(0...)	3	<b>B1</b> for $\tan \theta = \frac{\text{opp}}{\text{adj}}$ <b>M1</b> for $4 \times \tan 35$	
			<b>Total</b>	<b>3</b>		
2			13.4[3]	3	<b>M2</b> for $\sqrt{12.3^2 + 5.4^2}$ <b>M1</b> for $12.3^2 + 5.4^2$ soi by 180.45	<b>Examiner's Comments</b>  The best candidates understood and used Pythagoras effectively and achieved a correct result. However, most responses displayed no use of a correct method and simply added or multiplied the figures given on the diagram. Method marks were rarely required as those who knew what to do did it successfully. It was obvious that some did not know where to find the diagonal. The most common incorrect answers were calculating the area or perimeter of a rectangle or area of a triangle.
			<b>Total</b>	<b>3</b>		
3	a		567.5 to 567.6 or 568 or 570	3	nfw <b>M2</b> for $\sqrt{466^2 + 324^2}$ oe or equivalent complete method using trig (condone poor notation)  Or <b>M1</b> for $466^2 \pm 324^2$ or for 322 132 or any attempt at Pythagoras (eg 217156 + 104976)	570 from scale drawing scores 0



Question		Answer/Indicative content	Marks	Part marks and guidance	
	b	More than 90 since diagonal should be less than 572 oe	1FT	FT only if at least M1 gained in (a)  <b>Examiner's Comments</b>  As might be expected from the performance of candidates on similar questions in the past, Pythagoras' theorem appears to be a topic few candidates at this level understand. Only the best candidates were able to score any marks in part (a), and even fewer provided a valid reason in part (b).	
		<b>Total</b>	<b>4</b>		

Question		Answer/Indicative content	Marks	Part marks and guidance	
4		<p>full correct argument e.g.  <math>14.7^2 + 11.5^2 [=] 19.4^2</math></p> <p><math>348.34 \neq 376.36</math></p> <p>use of appropriate symbol (<math>\neq</math>) or a statement that these two numbers are not the same</p>	3	<p>M1 for an appropriate method e.g.</p> $\sqrt{19.4^2 - 11.5^2}, \sqrt{19.4^2 - 14.7^2},$ $\sqrt{11.5^2 + 14.7^2}$ <p>oe or cosine rule for angle B</p> <p>A1 for correct result to compare e.g. 15.6..., 12.6..., 18.6... or 18.7 or B = 94.7</p> <p>A1 for a statement that the result does not equal the actual figure</p> <p><b>Examiner's Comments</b></p> <p>It was intended that candidates would use Pythagoras' theorem, but several did accurate drawings and gained the marks. Despite the fact that 'Not to scale' was printed next to the diagram, some candidates measured the angle in the diagram. Others added the perimeter and stated it did not total 90. Those who knew to use Pythagoras' theorem were not always able to express themselves clearly enough to score full marks.</p>	<p>accept any correct method including a drawing tolerance <math>\pm 2</math> mm, M1 for a triangle with one side correct A1 for all three sides correct A1 for measuring <i>their</i> angle accurately <math>\pm 2^\circ</math> or stating clearly it is not <math>90^\circ</math></p> <p>e.g. another equivalent method would be <math>11.5^2 + 14.7^2 = 18.6...^2</math> for M1 A1</p> <p>allow these results rounded</p>
		Total	3		

Question		Answer/Indicative content	Marks	Part marks and guidance	
5	a	$13^2 - 12^2$ or $169 - 144$  $\sqrt{13^2 - 12^2}$ soi  Two shortest sides in both triangles are 5 [cm] and 12 [cm]	<b>M1</b>  <b>M1 dep</b>  <b>A1</b>	Or $5^2 + 12^2$ or $25 + 144$  or $\sqrt{5^2 + 12^2}$ soi  or 5[cm] side clearly labelled on triangle P and 13[cm] clearly labelled on triangle Q	$5^2 + 12^2$ seen with $13^2 + 12^2$ scores M0 May be seen in stages eg $5 \times 5 = 25$ $12 \times 12 = 144$ $25 + 144 =$ For second M1 must see $\sqrt{\phantom{x}}$ symbol scores M0  <b>Examiner's Comments</b> Although not attempted by many, candidates who recognised that (a) related to Pythagoras' theorem usually gained at least 1 mark. Not all showed the square root however required for the second method mark. Others used Pythagoras' theorem by squaring and adding 12 and 13. Very few candidates gave a concluding statement, although some indicated the lengths of the sides on the diagrams. In (b) very few were able to explain conditions for congruency. Many comments attempted a definition of congruence, such as they are the same or one is just a rotation of the other one, rather than identifying evidence for these triangles' congruence. Many thought that equal angles meant

Question			Answer/Indicative content	Marks	Part marks and guidance	
					congruent. Other explanations commonly referred to the two triangles being right angled. Some vaguely referred to them being the same size, but only a very small number of candidates correctly identified that all of the sides were the same lengths, or used the congruence condition SSS or RHS.	
	b		[All] the sides are the same length	1	Accept SAS or RHS or SSS soi	See Appendix B
			Total	4		

Question		Answer/Indicative content	Marks	Part marks and guidance		
6		38.7	6	<p>B3 for 50 for <i>DE</i> or <i>CF</i> nfw</p> <p>Or</p> <p>M1 for <math>62.5^2 - 37.5^2</math></p> <p>M1 for <math>\sqrt{62.5^2 - 37.5^2}</math></p> <p>B3 FT for <math>\frac{\text{their } 50}{80}</math></p> <p>-1</p> <p>correctly evaluated or</p> <p>M2 FT for ft for <math>\frac{\text{their } 50}{80}</math></p> <p>-1</p> <p>or</p> <p>M1 FT for <math>\sin [x] = \frac{\text{their } 50}{80}</math></p>	<p>Allow 39</p> <p>May be in correct place on diagram</p> <p>2500 implies M1</p>	
				<p><b>Examiner's Comments</b></p> <p>In order to answer this question, candidates needed to recognise that Pythagoras and trigonometry should be used and then apply them</p>		

Question			Answer/Indicative content	Marks	Part marks and guidance	
					<p>correctly. Many candidates thought that angles in a triangle played a part in working out the correct answer. A small number of candidates who were able to correctly use Pythagoras to calculate 50, then attempted to use Pythagoras again to obtain a further side length seemingly forgetting that an angle was required. Only a small number of fully correct answers were seen. Of those who did realise the need to use trigonometry many were unable to apply it correctly.</p>	
			<b>Total</b>	<b>6</b>		

Question		Answer/Indicative content	Marks	Part marks and guidance	
7	a	$180 \times (1 + 2 + 3) \times 3 [= 90]$	2	M1 for $180 \times (1 + 2 + 3)$ If 0 scored, SC1 for angles 30, 60, 90	Condone 6 for $1 + 2 + 3$
	b	7.5	4	B1 for $\sin 30^\circ$ or $\cos 60^\circ = \frac{1}{2}$ so M2 for $15 \sin 30$ oe or M1 for $x/15 = \sin 30$ oe  <u>Examiner's Comments</u>  Many candidates identified $1+2+3 = 6$ in part (a) but then used $90^\circ$ or $360^\circ$ to split into constituent parts rather than $180^\circ$ . Others didn't make use of the value of 6 they had identified. Very few achieved both marks, as they would often forget to explicitly say that $30 \times 3 = 90$ . Some worked backwards from the right angle given and a few just drew a triangle with a right angle indicated. Extremely few used trigonometry in part (b), some achieved the correct answer with no evidence of trigonometry used. Most that attempted to show working split the lengths in the ratio 1 : 2 : 3, giving 5 cm as the shortest side. Many candidates did not attempt this part.	
		Total	6		